

What Piques Your Interest?

FLOORPLANS AND INVESTMENT OPPORTUNITIES

KAILANI
GRAND CAYMAN





Kailani Grand Cayman

Kailani is the Cayman Islands' first luxury wellness and business boutique hotel, built in partnership by **NCB Group and the Curio Collection by Hilton™**. A place where business and wellness co-exist, where productivity and personal wellbeing flourish.

Inspired by the cultural and symbolic significance of the Caribbean Sea to Grand Cayman, Kailani signifies the moment the sea meets the sky, and pays homage to the Cayman Islands' maritime history.

FIRST FLOOR



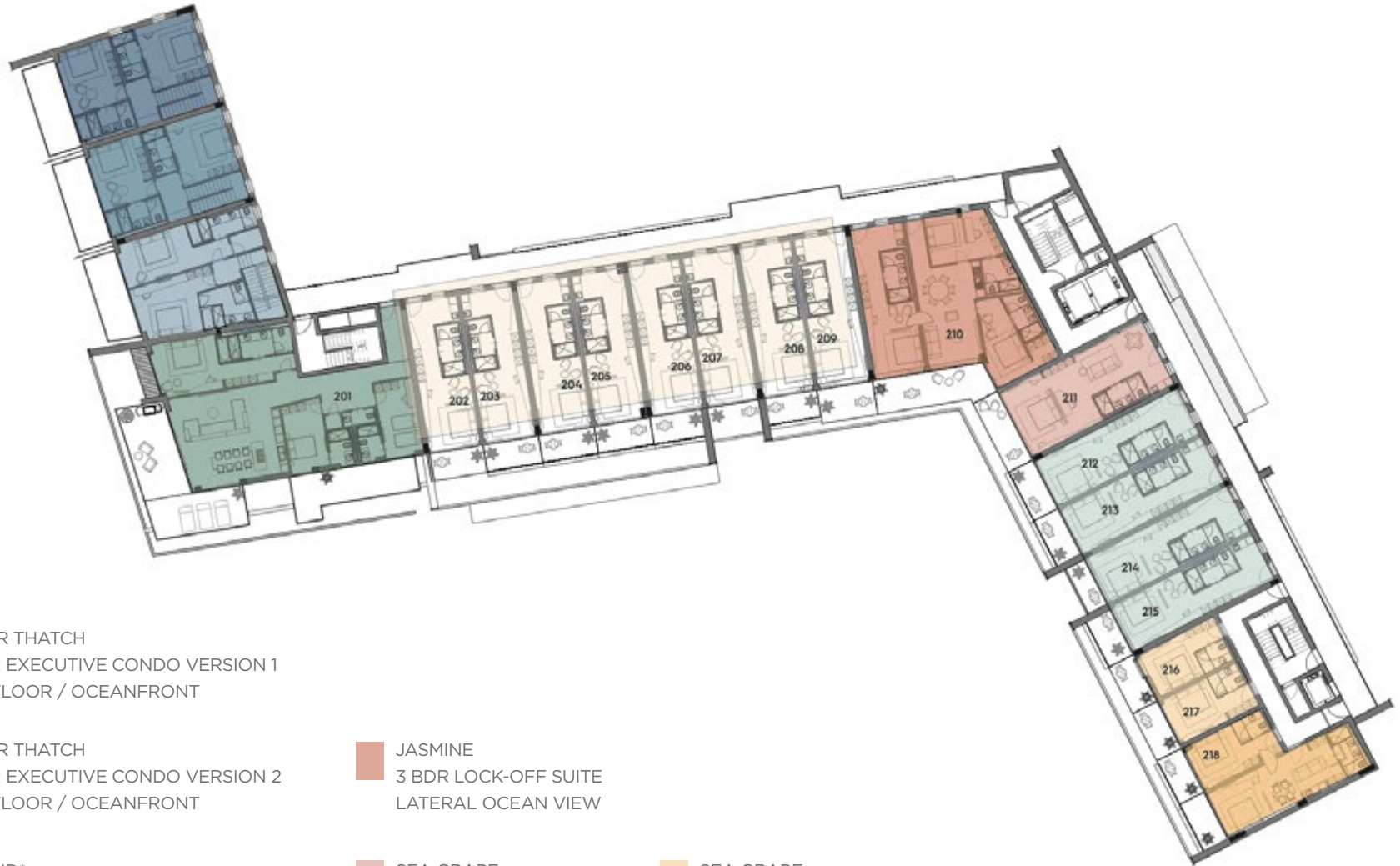
SILVER THATCH
2 BDR EXECUTIVE CONDO VERSION 1
MAIN FLOOR / OCEANFRONT

SILVER THATCH
2 BDR EXECUTIVE CONDO VERSION 2
MAIN FLOOR / OCEANFRONT

ORCHID*
3 BDR EXECUTIVE CONDO W/ POOL VERSION 1
OCEANFRONT

*Designed for year-round residency

SECOND FLOOR



SILVER THATCH
2 BDR EXECUTIVE CONDO VERSION 1
2ND FLOOR / OCEANFRONT

SILVER THATCH
2 BDR EXECUTIVE CONDO VERSION 2
2ND FLOOR / OCEANFRONT

ORCHID*
3 BDR EXECUTIVE CONDO VERSION 2
OCEANFRONT

SEA GRAPE
SUITE VERSION 1
LATERAL OCEAN VIEW

JASMINE
3 BDR LOCK-OFF SUITE
LATERAL OCEAN VIEW

SEA GRAPE
SUITE VERSION 2
OCEAN VIEW

SEA GRAPE
SUITE VERSION 1
OCEAN VIEW

SEA GRAPE
STUDIO
OCEAN VIEW

JASMINE
2 BDR LOCK-OFF SUITE
OCEAN VIEW

*Designed for year-round residency

THIRD FLOOR



ORCHID*
3 BDR EXECUTIVE CONDO VERSION 2
OCEANFRONT

JASMINE
3 BDR LOCK-OFF SUITE
LATERAL OCEAN VIEW

SEA GRAPE
SUITE VERSION 1
OCEAN VIEW

SEA GRAPE
SUITE VERSION 1
LATERAL OCEAN VIEW

SEA GRAPE
SUITE VERSION 2
OCEAN VIEW

SEA GRAPE
STUDIO
OCEAN VIEW

JASMINE
2 BDR LOCK-OFF SUITE
OCEAN VIEW

*Designed for year-round residency

FOURTH FLOOR



ROYAL PALM*
PENTHOUSE VERSION 1 W/ POOL
OCEANFRONT

JASMINE
3 BDR LOCK-OFF SUITE
LATERAL OCEAN VIEW

SEA GRAPE
SUITE VERSION 1
OCEAN VIEW

SEA GRAPE
SUITE VERSION 1
LATERAL OCEAN VIEW

SEA GRAPE
SUITE VERSION 2
OCEAN VIEW

SEA GRAPE
STUDIO
OCEAN VIEW

JASMINE
2 BDR LOCK-OFF SUITE
OCEAN VIEW

*Designed for year-round residency

FIFTH FLOOR



ROYAL PALM*
PENTHOUSE VERSION 2
OCEANFRONT

JASMINE
3 BDR LOCK-OFF SUITE
LATERAL OCEAN VIEW

SEA GRAPE
SUITE VERSION 1
OCEAN VIEW

SEA GRAPE
SUITE VERSION 1
LATERAL OCEAN VIEW

SEA GRAPE
SUITE VERSION 2
OCEAN VIEW

SEA GRAPE
STUDIO
OCEAN VIEW

JASMINE
2 BDR LOCK-OFF SUITE
OCEAN VIEW

*Designed for year-round residency

SIXTH FLOOR



ROYAL PALM*
PENTHOUSE VERSION 3 W/ POOL
OCEANFRONT

JASMINE
3 BDR LOCK-OFF SUITE
LATERAL OCEAN VIEW

SEA GRAPE
SUITE VERSION 1
OCEAN VIEW

SEA GRAPE
SUITE VERSION 1
LATERAL OCEAN VIEW

SEA GRAPE
SUITE VERSION 2
OCEAN VIEW

SEA GRAPE
STUDIO
OCEAN VIEW

JASMINE
2 BDR LOCK-OFF SUITE
OCEAN VIEW

*Designed for year-round residency


Select Your Suite


SEA GRAPE



 STUDIO
314 - 433 sq. ft.


 SUITE VERSION 1
591 - 682 sq. ft.

 SUITE VERSION 1
591 - 682 sq. ft.

 SUITE VERSION 2
868 - 871 sq. ft.

JASMINE



 2 BDR LOCK-OFF SUITE
999 - 1,238 sq. ft.

 3 BDR LOCK-OFF SUITE
1,775 - 1,862 sq. ft.

SILVER THATCH



 2 BDR EXECUTIVE
CONDO VERSION 1
2,162 - 2,182 sq. ft.

 2 BDR EXECUTIVE
CONDO VERSION 2
2,388 sq. ft.

Reserve Your Residence

ORCHID*



 3 BDR EXECUTIVE
CONDO VERSION 1
3,107 sq. ft.

 3 BDR EXECUTIVE
CONDO VERSION 2
2,723 - 2,743 sq. ft.

ROYAL PALM*



 PENTHOUSE VERSION 1
3,958 sq. ft.

 PENTHOUSE VERSION 2
3,864 sq. ft.

 PENTHOUSE VERSION 3
3,430 sq. ft.

*Designed for year-round residency



Sea Grape

STUDIO AND SUITES

Within the Sea Grape studio collection, there are several floor plans available to meet a variety of accommodation needs. From a studio to a spacious suite with a kitchenette, all making the most of the interior space by creating functional and flexible rooms that can easily be enjoyed day or night.

The larger suites provide condo-style living arrangements that are rarely seen in a hotel, a feature that will be very appealing to families that are seeking additional space and the comforts of home whilst they're on vacation.

Warm sandy colours, bronzed glass, stylish contemporary furniture and touches of golden lighting, provide a luxurious ambiance to this studio space from both an aesthetic and comfort point of view.

Sea Grape

STUDIO AND SUITES

314 - 871 sq. ft.

FEATURES

Version 1 features a fully-equipped, open kitchenette.
Suites have an open kitchen with appliances, as well as spacious living and dining areas.
Full bathrooms with showers and large closets are featured in every floorplan version.

STUDIO

FLOORPLAN DISTRIBUTION

Open Space Day/Night	216 sq. ft.
Bathroom 1	46 sq. ft.
Terrace	33 - 152 sq. ft.

LOCATION

2nd Floor	2 units
3rd Floor	2 units
4th Floor	2 units
5th Floor	2 units
6th Floor	2 units

SUITE VERSION 1

FLOORPLAN DISTRIBUTION

Open Space Day/Night	425 sq. ft.
Bathroom 1	70 sq. ft.
Terrace	82 - 160 sq. ft.

LOCATION

2nd Floor	12 units
3rd Floor	12 units
4th Floor	10 units
5th Floor	6 units
6th Floor	6 units

SUITE VERSION 2

FLOORPLAN DISTRIBUTION


Open Space Day/Night	714 sq. ft.
Bathroom 1	71 sq. ft.
Terrace	119 - 122 sq. ft.

LOCATION


2nd Floor	1 unit
3rd Floor	1 unit
4th Floor	1 unit
5th Floor	1 unit
6th Floor	1 unit

SEA GRAPE STUDIO

314 - 433 sq. ft.




PORCELAIN
STONEWARE TILE



NATURAL WOOD




WOOD PLANK TILE




PORCELAIN
STONEWARE TILE

SEA GRAPE SUITE 1

591 - 682 sq. ft.




PORCELAIN
STONEWARE TILE



NATURAL WOOD




WOOD PLANK TILE




PORCELAIN
STONEWARE TILE

SEA GRAPE SUITE 2

868 - 871 sq. ft.




PORCELAIN
STONEWARE TILE



NATURAL WOOD



WOOD PLANK TILE



PORCELAIN
STONEWARE TILE



SEA GRAPE SUITE 1



SEA GRAPE SUITE 2



Jasmine

LOCK-OFF SUITES

The Jasmine collection of two and three-bedroom suites offer a unique feature in that owners can choose to lock-off one of the bedrooms, creating a separate suite that can be rented out.

So, the two-bedroom Jasmine suite can either be rented out as just that or the rooms can be locked-off to create two functional hotel suites, increasing the rental income and providing a versatile accommodation option.

The three-bedroom lock-off suite can either be used as a three-bedroom suite or locked-off to create a one-bedroom unit and a two-bedroom suite.

Jasmine

LOCK-OFF SUITES

999 - 1.862 sq. ft.

FEATURES

Unique floorplans that offer a versatile living / rental arrangement.
2 BDR lock-off suite provides a full 2 BDR suite or a 1 BDR suite with kitchen and a 1 BDR studio.
3 BDR lock-off suite provides a 3 BDR suite or a 2 BDR suite with kitchen and a 1 BDR studio.
Spacious living areas.

2 BDR LOCK-OFF SUITE

FLOORPLAN DISTRIBUTION

Living Room	255 sq. ft.
Master Bedroom	153 sq. ft.
Master Bathroom	71 sq. ft.
Bedroom 2	211 sq. ft.
Bathroom 2	46 sq. ft.
Terrace	161 - 400 sq. ft.

LOCATION

2nd Floor	1 unit
3rd Floor	1 unit
4th Floor	1 unit
5th Floor	1 unit
6th Floor	1 unit

3 BDR LOCK-OFF SUITE

FLOORPLAN DISTRIBUTION


Living Room	392 sq. ft.
Master Bedroom	404 sq. ft.
Master Bathroom	70 sq. ft.
Bedroom 2	209 sq. ft.
Bathroom 2	68 sq. ft.
Bedroom 3	181 sq. ft.
Bathroom 3	74 sq. ft.
Terrace	193 - 280 sq. ft.

LOCATION


2nd Floor	1 unit
3rd Floor	1 unit
4th Floor	1 unit
5th Floor	1 unit
6th Floor	1 unit

JASMINE 2 BDR LOCK-OFF SUITE

999 - 1.238 sq. ft.




PORCELAIN
STONEWARE TILE



NATURAL WOOD




WOOD PLANK TILE




PORCELAIN
STONEWARE TILE

JASMINE 3 BDR LOCK-OFF SUITE

1.775 - 1.862 sq. ft.




PORCELAIN
STONEWARE TILE



NATURAL WOOD



WOOD PLANK TILE



PORCELAIN
STONEWARE TILE



JASMINE LOCK-OFF SUITE 2



Silver Thatch

2 BEDROOM EXECUTIVE CONDO

The Silver Thatch is a two-bedroom, two-storey executive condo with a spacious and open living area on the first floor and two bedrooms on the second floor.

There are only three of these executive units within **Kailani**, which makes this an exclusive area of the hotel. The location of these units is ideal in that they are situated right in front of the ocean with stunning views from the living area and large terraces as well as from the balcony off one of the bedrooms.

The main floor has a fully-equipped kitchen where you can prepare your own meals if you so desire, with ocean views from the kitchen's island.

The entire living space is orientated to take advantage of these incredible views. The second floor has two spacious bedrooms, each with an ensuite bathroom.

Silver Thatch

2 BEDROOM EXECUTIVE CONDO

2.162 - 2.388 sq. ft.

FEATURES

- Condo-style floorplans with two floors.
- Fully equipped open kitchen with island.
- Spacious living and dining areas.
- Two bedrooms each with an ensuite bathroom.
- Powder room on main floor.

2 BDR EXECUTIVE CONDO VERSION 1

FLOORPLAN DISTRIBUTION

Open Space Day	812 sq. ft.
Powder Room	79 sq. ft.
Master Bedroom 1	245 sq. ft.
Master Bathroom 1	84 sq. ft.
Bedroom 2	223 sq. ft.
Bathroom 2	68 sq. ft.
Balcony	177 sq. ft.
Terrace	245 sq. ft.

LOCATION

1st Floor	1 unit
2nd Floor	1 unit

2 BDR EXECUTIVE CONDO VERSION 2

FLOORPLAN DISTRIBUTION


Open Space Day	863 sq. ft.
Powder Room	119 sq. ft.
Master Bedroom 1	287 sq. ft.
Master Bathroom 1	99 sq. ft.
Bedroom 2	244 sq. ft.
Bathroom 2	118 sq. ft.
Balcony	173 sq. ft.
Terrace	239 sq. ft.

LOCATION


1st Floor	1 unit
2nd Floor	1 unit

SILVER THATCH 2 BDR EXECUTIVE CONDO 1 / MAIN FLOOR

2.162 - 2.182 sq. ft.




PORCELAIN
STONEWARE TILE




NATURAL WOOD



PORCELAIN
STONEWARE TILE




WASHED OAK
WOOD




PORCELAIN
STONEWARE TILE

SILVER THATCH 2 BDR EXECUTIVE CONDO 1 / SECOND FLOOR

2.162 - 2.182 sq. ft.




PORCELAIN
STONEWARE TILE




NATURAL WOOD



PORCELAIN
STONEWARE TILE




WASHED OAK
WOOD




PORCELAIN
STONEWARE TILE

SILVER THATCH 2 BDR EXECUTIVE CONDO 2 / MAIN FLOOR

2,142 sq. ft.




PORCELAIN
STONEWARE TILE




NATURAL WOOD



PORCELAIN
STONEWARE TILE




WASHED OAK
WOOD




PORCELAIN
STONEWARE TILE

SILVER THATCH 2 BDR EXECUTIVE CONDO 1 / SECOND FLOOR

2,142 sq. ft.




PORCELAIN
STONEWARE TILE




NATURAL WOOD



PORCELAIN
STONEWARE TILE



WASHED OAK
WOOD



PORCELAIN
STONEWARE TILE



SILVER THATCH 2
EXECUTIVE CONDO



Live at Kailani

Residences

LIVE AT KAILANI

A unique ownership opportunity exists at **Kailani**, as a select number of three-bedroom units have been specifically designed as full-time residences.

Setting a new standard in hotel-inspired living in Cayman, premium concierge service and security, state-of-the-art health, fitness and well-being facilities, a business centre, and some of the best fine dining and local fare on island are part and parcel of living at **Kailani**.

Treat visitors to dinner at one of our in-house eateries or choose to meet your colleagues for a cocktail at the bar, a short commute from the financial hubs of George Town and Camana Bay. With your personal oasis only steps away to retreat and relax, on the weekend jump straight into the Caribbean Sea or partake in a rooftop yoga class when you want to revive your soul.

In addition to stunning ocean views, a private pool and/or wraparound terraces, all of the amenities and services of the **Kailani** are also available to full-time residents, including a luxurious spa which spans the entire seventh floor. Featuring a thermal spa, sauna and hydro pool, experience the best holistic therapies and treatments on your doorstep.



Orchid

3 BEDROOM EXECUTIVE CONDO FOR FULL-TIME RESIDENCE

The Orchid collection consists of an extremely spacious three-bedroom floorplan with an abundance of space to enjoy during the day and evening.

There are only three of these floorplans within the hotel which provide an exclusive offering to residents requiring more space, on one level. Overlooking the turquoise waters of the ocean, picturesque views are available from an expansive terrace that wraps around almost the entire unit, providing the perfect place to enjoy a morning cup of coffee or watch Cayman's famous and unbelievably beautiful sunsets with a glass of wine.

The open floorplan consists of a large kitchen and living area with three incredibly spacious bedrooms with ensuite bathrooms.

Version 1 of the Orchid collection is located on the first floor of the hotel and features a private pool on the terrace. Version 2s are located on the second and third floors and have incredible views of the ocean from the large balconies which also feature barbecues.

Orchid

3 BEDROOM EXECUTIVE CONDO FOR FULL-TIME RESIDENCE

2.723 - 3.107 sq. ft.

FEATURES

- Fully-equipped open kitchen with island.
- Spacious living and dining areas.
- Three bedrooms each with an ensuite bathroom.
- Powder room.
- Expansive terraces and balconies.
- Large closets.

3 BDR EXECUTIVE CONDO VERSION 1

FLOORPLAN DISTRIBUTION

Open Space Day	915 sq. ft.
Powder Room	46 sq. ft.
Master Bedroom	316 sq. ft.
Master Bathroom	115 sq. ft.
Bedroom 2	165 sq. ft.
Bathroom 2	50 sq. ft.
Bedroom 3	184 sq. ft.
Bathroom 3	50 sq. ft.
Terrace	1,240 sq. ft.
Pool	123 sq. ft.

LOCATION

1st Floor	1 unit
-----------	--------

3 BDR EXECUTIVE CONDO VERSION 2

FLOORPLAN DISTRIBUTION


Open Space Day	833 sq. ft.
Powder Room	46 sq. ft.
Master Bedroom	316 sq. ft.
Master Bathroom	115 sq. ft.
Bedroom 2	165 sq. ft.
Bathroom 2	50 sq. ft.
Bedroom 3	184 sq. ft.
Bathroom 3	50 sq. ft.
Terrace	749 - 769 sq. ft.

LOCATION


2nd Floor	1 unit
3rd Floor	1 unit

ORCHID 3 BDR EXECUTIVE CONDO 1

3,107 sq. ft.




PORCELAIN
STONEWARE TILE



NATURAL WOOD




PORCELAIN
STONEWARE TILE




PORCELAIN
STONEWARE TILE

ORCHID 3 BDR EXECUTIVE CONDO 2

2.723 - 2.743 sq. ft.




PORCELAIN
STONEWARE TILE



NATURAL WOOD



PORCELAIN
STONEWARE TILE



PORCELAIN
STONEWARE TILE



**ORCHID EXECUTIVE CONDO
WITH POOL 1**



Royal Palm

PENTHOUSE FOR FULL-TIME RESIDENCE

The Royal Palm penthouse is without exception, the most impressive floorplan in the entire hotel and is ideal for those discerning residents who wish to experience the ultimate in oceanfront luxury. Situated on the upper floors, the views from almost every room are breathtaking and unforgettable.

Versions 1 and 3 feature a private pool that provides a cool escape from the glorious Caribbean sun and your own oasis right outside the patio doors.

Indoor and outdoor living is seamlessly integrated with extremely spacious terraces which are equipped with barbecues.

These exceptional features let you dine al fresco any time, enjoying the warmth of the day or the incredible sunsets at night.

Royal Palm

PENTHOUSE FOR FULL-TIME RESIDENCE

3.430 - 3.958 sq. ft.

FEATURES

- Fully-equipped open kitchen with island.
- A large living area with sofas and dining table.
- Powder room.
- Ensuite bathroom in two bedrooms.
- Walk-in closet in master bedroom.
- Huge outdoor terrace.
- Version 1 and 3 feature a private pool.

PENTHOUSE VERSION 1

FLOORPLAN DISTRIBUTION

Open Space Day	690 sq. ft.
Master Bedroom	297 sq. ft.
Master Bathroom	111 sq. ft.
Powder Room	8 sq. ft.
Bedroom 2	189 sq. ft.
Bathroom 2	65 sq. ft.
Bedroom 3	155 sq. ft.
Bathroom 3	70 sq. ft.
Terrace	2.200 sq. ft.
Pool	453 sq. ft.
BBQ Area	243 sq. ft.

LOCATION

4th Floor	1 unit
-----------	--------

PENTHOUSE VERSION 2

FLOORPLAN DISTRIBUTION

Open Space Day	809 sq. ft.
Playroom	356 sq. ft.
Powder Room	69 sq. ft.
Master Bedroom	289 sq. ft.
Master Bathroom	111 sq. ft.
Bedroom 2	196 sq. ft.
Bathroom 2	65 sq. ft.
Bedroom 3	155 sq. ft.
Bathroom 3	63 sq. ft.
Terrace	1.523 sq. ft.

LOCATION

5th Floor	1 unit
-----------	--------

PENTHOUSE VERSION 3

FLOORPLAN DISTRIBUTION


Open Space Day	817 sq. ft.
Master Bedroom	316 sq. ft.
Master Bathroom	111 sq. ft.
Bedroom 2	197 sq. ft.
Bathroom 2	65 sq. ft.
Bedroom 3	155 sq. ft.
Bathroom 3	72 sq. ft.
Terrace	1.568 sq. ft.
Pool	288 sq. ft.
BBQ Area	150 sq. ft.

LOCATION


6th Floor	1 unit
-----------	--------

ROYAL PALM PENTHOUSE WITH POOL 1

3.958 sq. ft.




PORCELAIN
STONEWARE TILE




NATURAL WOOD



PORCELAIN
STONEWARE TILE




WOOD PLANK TILE




PORCELAIN
STONEWARE TILE

ROYAL PALM PENTHOUSE 2

3,107 sq. ft.




PORCELAIN
STONEWARE TILE




NATURAL WOOD



PORCELAIN
STONEWARE TILE




WOOD PLANK TILE




PORCELAIN
STONEWARE TILE

ROYAL PALM PENTHOUSE WITH POOL 3

2.723 - 2.743 sq. ft.




PORCELAIN
STONEWARE TILE




NATURAL WOOD



PORCELAIN
STONEWARE TILE



WOOD PLANK TILE



PORCELAIN
STONEWARE TILE



ROYAL PALM PENTHOUSE
WITH POOL 1



Investor Benefits

Your Home-Away-From-Home

Investors who purchase a hotel unit have the option to use their suite for two weeks per year, completely free of charge (subject to certain black-out dates). This benefit is worth between US\$4,200 and \$24,500 per annum, depending on the suite type.

Late availability bookings, within 28 days, are also available at 50 percent off the standard rate, to all unit owners (subject to availability). The rest of the time, the unit is absorbed into hotel inventory and utilised for hotel guests.

A unique ownership opportunity also exists as a select number of units have been specifically designed as full-time residences for those fortunate enough to call Cayman their home.

Return on Your Investment

Each hotel suite owner receives 50 percent of the gross room rental and the hotel management company receives the other 50 percent. The owners' return is less applicable costs, with the projected net return on investment over 6 percent (based on an island average occupancy of 70 percent).

Your Exclusive Benefits

All unit owners receive 10 percent discount on all food and beverage purchases at the hotel, on a year-round basis, whether they are staying at the property or not.





Investor Benefits

A Lucrative Opportunity


This is a prime opportunity in that it is a hassle-free, high-yield investment. It gives buyers the exposure to both the property and the hotel and leisure industry – set to be one of the most consistent and highest growth sectors in the coming decades.

Backed by the well-established and internationally renowned luxury hospitality brand **Hilton**, and managed on-the-ground by local development company **NCB**, including a hotel management team with extensive experience in the successful operation and management of major hotels in Cayman and globally, our collective group of experts has a proven track record of consistently and successfully increasing hotel growth and revenue.

Wellness Tourism

Wellness tourism is a rapidly growing \$680 billion travel niche that is expanding 50 percent faster than the overall tourism industry. Travellers take 586 million wellness trips each year. In fact, the wellness tourism niche encompasses 15 percent of global travel. It is also a highly profitable travel sector, with wellness travellers spending 130 percent more than the average traveller.

Kailani is bringing this new tourism market to the Cayman Islands, that will assist in positioning Grand Cayman as a top destination for the millions of wellness travellers seeking authentic experiences, while allowing owners to capitalise on a billion-dollar industry.



All imagery is representative and for illustration purposes only. All floorplans are representative, subject to change without notice and subject to final planning approval. All hotel amenities described are subject to change without notice and subject to final planning approval.

Contact

For more information on investment opportunities, please contact:

NCB Group
info@ncbgroup.ky
+1 345 946 9622

KAILANI
GRAND CAYMAN



KAILANI
GRAND CAYMAN



All imagery is representative and for illustration purposes only. All floorplans are representative, subject to change without notice and subject to final planning approval.
All hotel amenities described are subject to change without notice and subject to final planning approval.